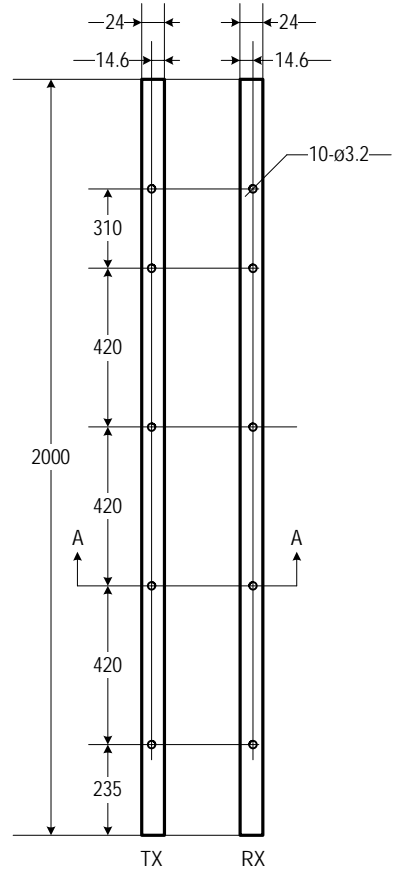


917A 红外线电梯光幕

Infra Red Elevator Door Detector



917A6-A7 安装孔位
917A6-A7 Mounting holes

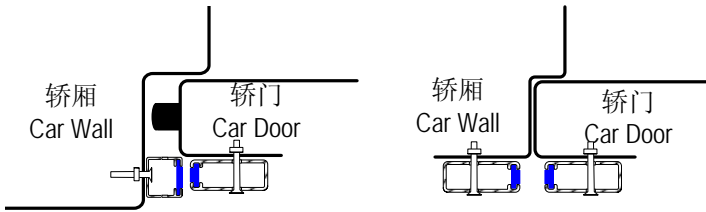
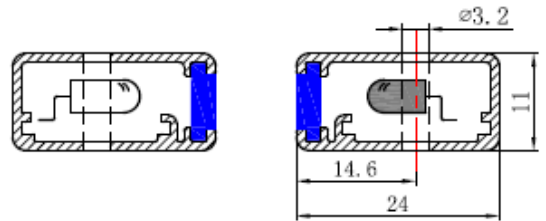


图1

图2



Model Definitions

WECO-917 A 6 1 - AC220 - []

3D configure

Power and system output options:

AC220: AC220V±15%,50/60Hz power box, 1NO/1NC relay output

AC110: AC110V±15%,50/60Hz power box, 1NO/1NC relay output

DC24A: 24VDC±10% power box, 1NO/1NC relay output

DC24B: 10-30VDC direct input, 1NO NPN output

DC24C: 10-30VDC direct input, 1NC NPN output

DC24D: 10-30VDC direct input, 1NO PNP output

DC24E: 10-30VDC direct input, 1NC PNP output

DC24F: 10-30VDC direct input, 1NC relay output

DC24G: 10-30VDC direct input, 1NO relay output

DC24H: 24VDC safety function power box

Connection Cable:

1: 3.5m×2pcs,for standard central-opening lift doors

2: 2.5m、4.5m×1pcs,for side opening lift doors,see fig 1

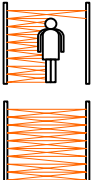


3: 2.5m、4.5m×1pcs,for new side opening lift doors,see fig 2

4: 5m×2pcs,for Two Panel central-opening lift doors

TX/RX Number:

6: 17对 (17 Diode sets)

7: 32对 (32 Diode sets)

Technical Parameters	917A6	917A7
Technical Features		
Number of Infra Red Diodes	17 Diode sets	32 Diode sets
Response Time	45ms relay output	61ms relay output
	21ms transistor output	37ms transistor output
Scanning Beams	94~33 Beams	154~94 Beams
infrared diodes range	117.5mm	58.8mm
Detecting Height	20 ~ 1841mm	
Redundancy (One transmitter shielded after 120s detected absent)	○	●
Tolerance	Up/down: $\pm 15\text{mm}/7^{\circ}$ Back/forth: $\pm 3\text{mm}/5^{\circ}$	
Detecting Range	0 ~ 4m	
Operating Temperature	$-20^{\circ}\text{C} \sim +65^{\circ}\text{C}$	
Reliability		
Light Immunity	100000Lux.	
Protection Level	IP54	
Vibration	Vibration 20 to 500Hz 4hrs per X-Y-Z axis, sinusoidal vibration 30Hz rms 30mins per X-Y-Z axis	
environment test (hing & low temperature)	GB/T2423.1—GB/T2423.4	
EMC		
EN12015 EN12016	general circuit level	
Function		
Voice Reminder	after continuous detection for 15s, buzzer ON.	
LED Interpretation	<div style="display: flex; justify-content: space-around; align-items: center;"> <div style="text-align: center;">  </div> <div style="text-align: center;"> <p>Yellow LED power indicator in receiver</p>  </div> <div style="text-align: center;"> <p>Red LED status indicator in receiver</p>  </div> </div>	
Achieve Technique		
fault-tolerant technique	●	